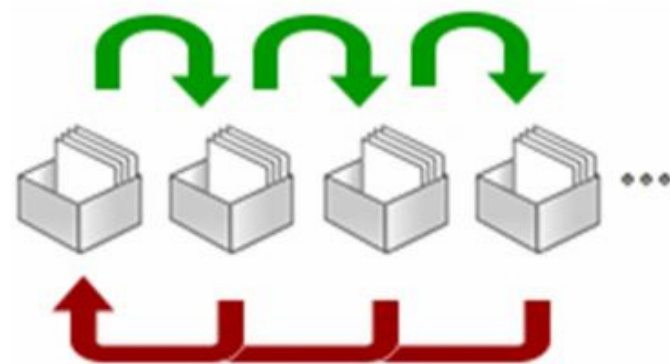


Quick Study Tips

Spacing

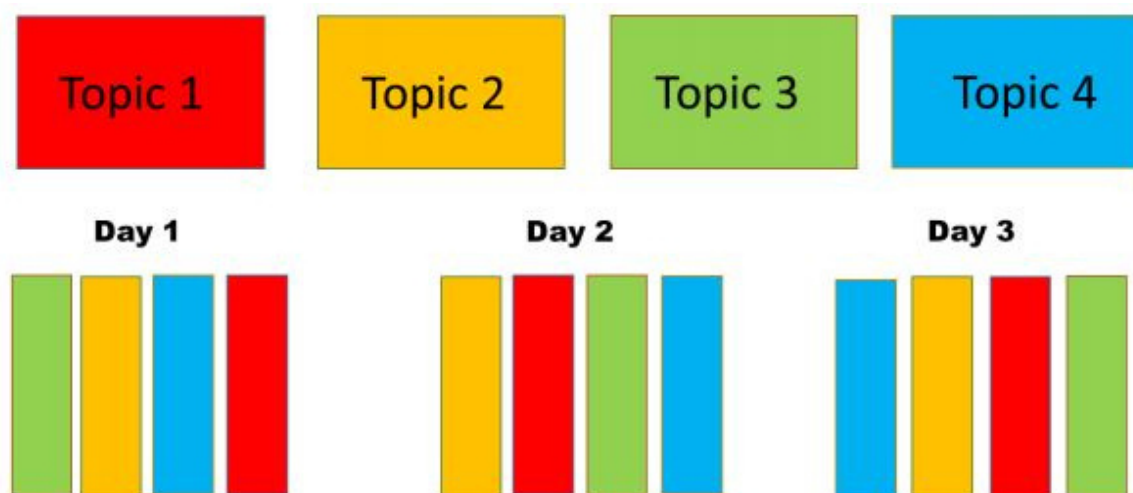
Spacing is when you leave a period of time before revisiting a topic. When you revisit a topic, you will be able to test yourself to see if you still understand the information.

Example: Each box represents a single day. The cards are the information you are studying. Focus on just a few topics each day. Once you get through all of the topics, revisit the topics from day one to see if you still know the topic.

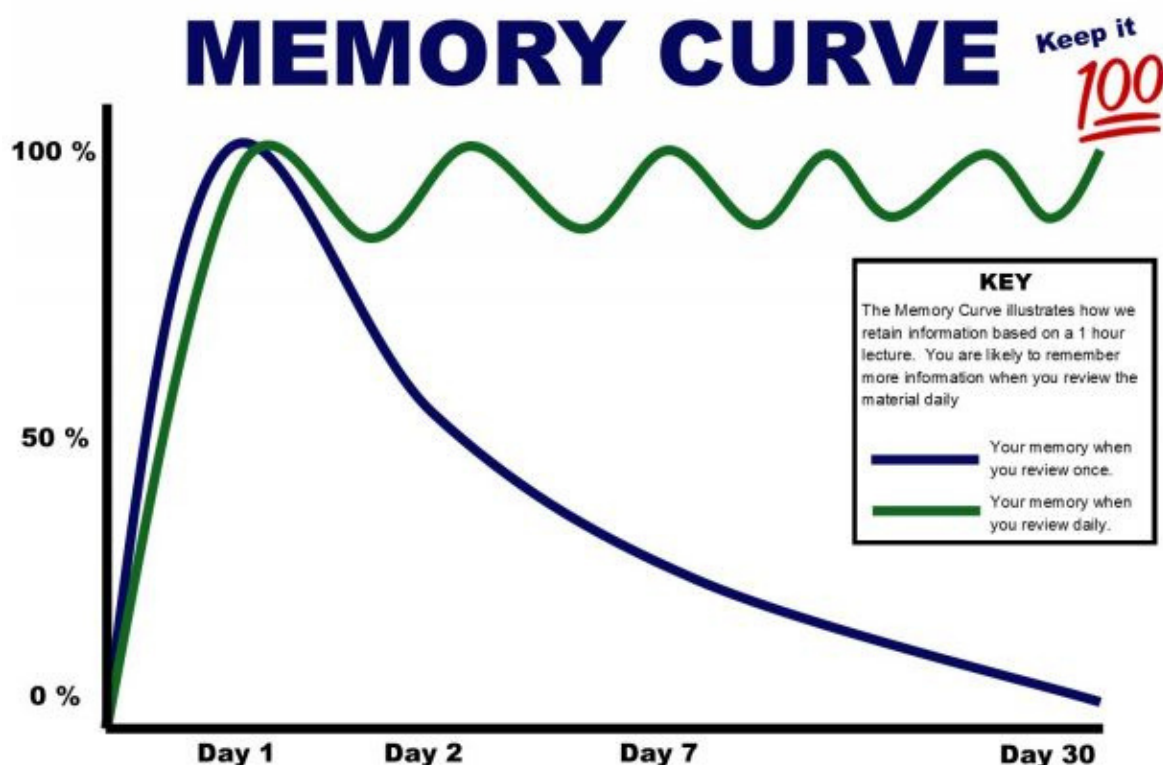


Mix Up The Order

Do your professors test you in the same order of the book? No? Then why are you studying that way? Mixing up the order will help you process the information more quickly.



Quick Study Tips



Study Tips Do's and Don'ts

- Do color coordinate your notes
- Do Take notes before lecture
- Do go to professor office hours
- Do use a study schedule
- Do teach others and discuss the material
- Do use the CAA's resources
- Don't over highlight
- Don't avoid taking notes
- Don't wait until the last minute to ask for help
- Don't procrastinate (study early and often)
- Don't only read notes (mix up how you study)
- Don't avoid the CAA (we're here to help)



Center for Academic Achievement

Lib W 103 | fgcu.edu/caa | caa@fgcu.edu | [@fgcu_caa](https://www.instagram.com/fgcu_caa) | (239) 590-7906